


Juniors Welcome

10:00 AM– 1:00 PM

April 2017

Minneapolis kids jr.

At Lake Harriet Lower



March Review: At the Pond

In March we explored the topic of “at the pond”.

Week 1—Life Around the Pond: turtle, snake, tadpole and frog

Week 2—Pond Plants: submerged pond plants, bog plants, emergent pond plants, and floating pond plants

Week 3—Pond Insects: dragonfly, mosquito, water strider, mayfly

Week 4—Life in the Pond: snail, crawfish, lizard, alligator

Our focus during March:

Shape: diamond
Numbers: 7 & 17

Letters: Ff, Pp & Kk
Color: Turquoise

A few of our activities: Patient Turtles, I Spy Pond, frog life cycle, frog headbands, cattails, water lilies, P is for Plant, dragonfly puppets, Snap a Mosquito, water strider, I Can Read, Would You Rather?, snails, crawfish clappers, lizard tails.

www.mothersgoosetime.com

Welcome!

We welcome the newest member to our Jr family. Charlie started with us in March and she has been a nice addition to our classroom.

I would also like to welcome Mary Kate (aka MK) to our Jrs. family. She has filled in many times when I was at meetings, on vacation, or sick. She is very familiar with our routine and loves to read with the kiddos. She will remain with us until school lets out. I am thrilled to be working alongside her. Please say hello!



April

April Preview:
Bugs & Crawly Things

Backyard bugs, bug homes, camouflage bugs, crawly things

Shape: Rectangle
Letters: Ss & Ll
Numbers: 8 & 18
Color: Black

Food Drive

Our community Food Drive of Kindness collected 2,771 pounds of food! This was an amazing act of kindness. A meal equals 1.2 pounds of food. With all the generation donations, over 2,000 meals will be provided to families that need it. Thank you!

A reminder: We are closed April 3—6.

Important Information

Karen.Kohagura@mpls.k12.mn.us

Lake Harriet Lower
4030 Chowen Avenue South
612-668-3234


Main office (Registration and Billing)
612-668-3890
mpls.kids@mpls.k12.mn.us



MINNEAPOLIS PUBLIC SCHOOLS
Urban Education. Global Citizens.



Adventures with Lucky, Ollie and Coco ...




I had a busy week with this special friend. During my visit we did lots of fun stuff. We took a trip to Minnetonka for tennis lessons. We went to see “The Fancy Nancy Musical” with friends. We stayed at a hotel with grandma & grandpa. It was so nice out that my friend went outside without a coat in February. CRAZY! We also went to the park one day when it was chilly and we had to wear jackets, but I came home to take a warm cozy bath.



Ollie Lastly my friend drew me an amazing picture. Now I am off to take a nap.

I was lucky to stay with this special friend. I haven't been on any adventures lately and I was getting kind of antsy. I was a bit under the weather this winter and was not able to go out with many friends, but boy was I happy to visit my friend. I had bedtime bottles. We watched one of my favorite movies “Tangled” and pretended to be Rapunzel and Pascal. I got to take one of the first rides in my friend's new van. It was a sweet ride. We haven't had much snow this winter so when we did get a little, we went out sledding ...it was sooooo fun! Lastly, we went swimming at PaPa's and had cake for almost turning 5!



Ducky



Please Help Us Spread the Word!

I hope your family has been having a great experience this year with Minneapolis Kids Jr. and that your child is developing friendships, independence, and confidence.

Enrollment for the 2017-18 school year began in February and we are looking for our next year's class! I would love it if you would give our name and number to friends and family who have children entering kindergarten in the fall of 2018.

I am happy to answer all of their questions if they call me at 612-668-3234. They can also see the Minneapolis Kids website for more information. Thank you for your help in spreading the word of our great program.

Registration is open for 2017—18!

Our Amazing Minneapolis Kids Jr. Friends

Floating Pond Plants

- We discussed how lilies come in a variety of different colors. I set out an inspiration picture and the kiddos pointed out what they saw. Each child was given a piece of paper and a variety of materials to use for their pond. The results were incredible.
- During Phonic Pond Game, we talked about where animals might hide when they were in the water. Each child got a game board with different animals on it and a cube with letters on it. They rolled the dice and moved their frog to the next picture on the board that begins with that letter. Lots of fun for all!

